



**Southgate Timber – Calculation guide – January 2015**

**Contents**

- |                         |                             |
|-------------------------|-----------------------------|
| <b>1. Ft to mtrs</b>    | <b>8. M3 to ft3</b>         |
| <b>2. Mtrs to ft</b>    | <b>9. Ft3 to metre run</b>  |
| <b>3. M2</b>            | <b>10. Weight kgs</b>       |
| <b>4. M2 to mtr run</b> | <b>11. Screw calculator</b> |
| <b>5. Ft3</b>           | <b>12. Extreme clips</b>    |
| <b>6. M3</b>            | <b>13. Fencing guide</b>    |
| <b>7. Ft3 to M3</b>     |                             |

**1. Feet (ft) to Metres (mtrs)**

Feet / 3.2808 = metres

i.e. 100ft / 3.2808 = 30.48 metres

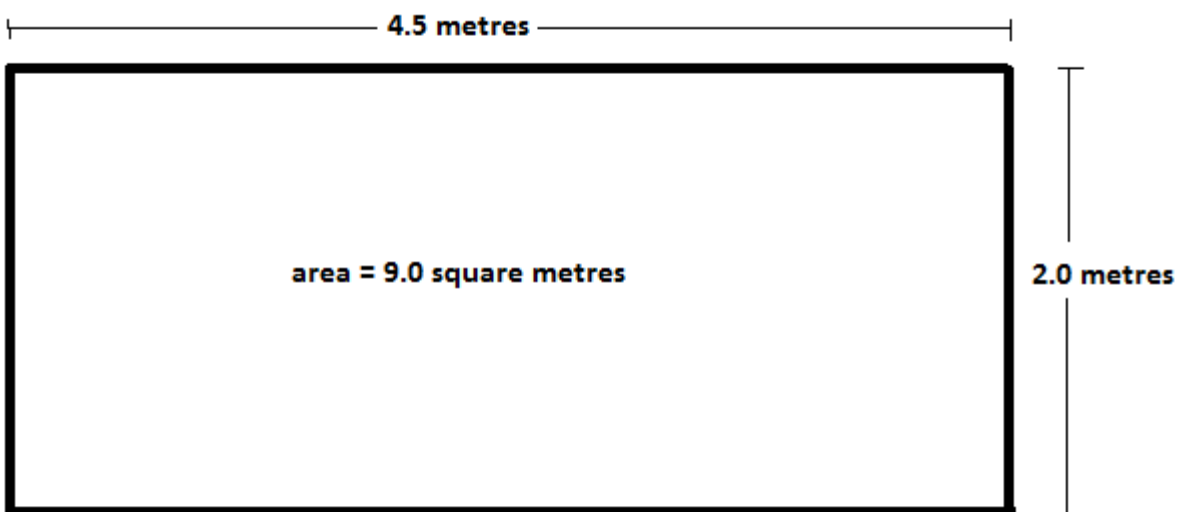
**2. Metres (mtrs) to Feet (ft)**

Metres x 3.2808 = feet

i.e. 100metres X 3.2808 = 328 feet

**3. Square metres (m2) decking or cladding**

length (metres) x width (metres) i.e. 4.5 x 2.0 = 9.0 Square Metres (m2)





**4. Square metres (m2) to metre run (mtrs) decking or cladding**

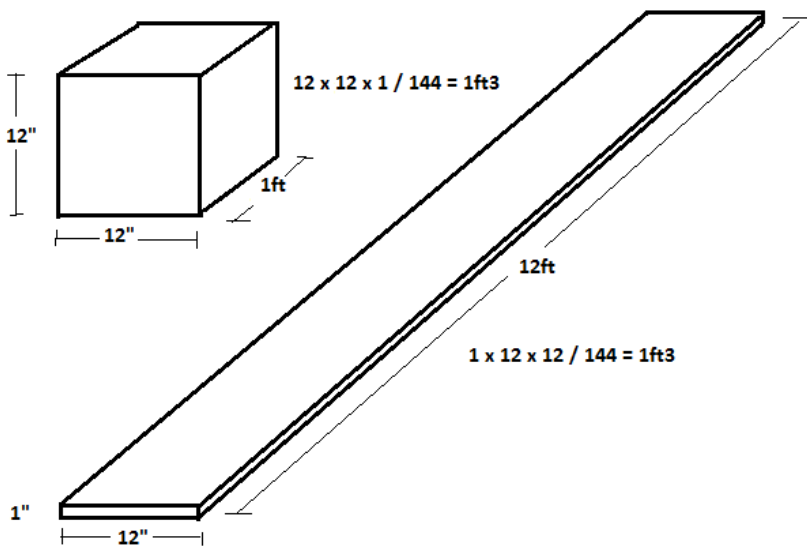
Square metres (m2) / coverage (mm) = metre run (mtrs)

i.e. taking board covering 150mm width and 100m2 = 100 square metres (m2) / 0.150 = 666.67 metres (mtrs)

i.e. taking board covering 95mm width and 100m2 = 100 square metres (m2) / 0.095 = 1052.63 metres (mtrs)

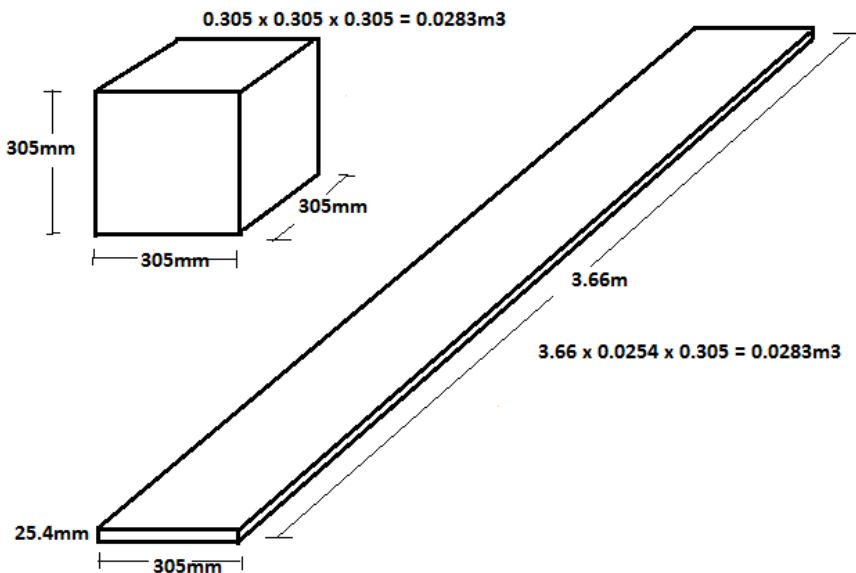
**5. Cubic Feet (ft3)**

Length (feet) x thickness (inches) x width (inches) / 144 = Cubic Foot (ft3)



**6. Cubic Metres (m3)**

Length (metres) x thickness (mm) x width (mm) = cubic metres (m3)





**7. Cubic Feet (ft3) to Cubic Metres (m3)**

Cubic feet (ft3) / 35.315 = cubic metres (m3)

i.e. volume 30ft3 would be  $30 / 35.315 = 0.849$  cubic metres (m3)

**8. Cubic Metres (m3) to Cubic Feet (ft3)**

Cubic metres (m3) x 35.315 = cubic feet (ft3)

i.e. volume 2.5m3 would be  $2.5 \times 35.315 = 88.288$  cubic foot (ft3)

**9. Price (£) per Cubic Feet (ft3) to Price (£) per metre run (mtr)**

Price (£) per cubic foot (ft3) / 144 x thickness (inches) x width (inches) x 3.2808 = Price (£) per metre run (mtr)

i.e. 2" x 6" sawn American White Oak @ £34.95/ft3 would be  $34.95 / 144 \times 2 \times 6 \times 3.2808 = £9.55$  per metre

i.e. 1 ½" x 12" sawn Sapele @ £28.95ft3 would be  $28.95 / 144 \times 1.5 \times 12 \times 3.2808 = £11.87$  per metre

**10. Weight in Kilograms (kgs)**

Total length in metres (mtrs) x thickness (mm) x width (mm) x **material weight (kgs) per cubic metre (m3)** = weight in kilograms (kgs)

Use the following figures for the species we stock:-

a) Balau, Ipe, Fresh Sawn oak = 1000 kilograms (kgs) per cubic metre (m3)

b) Euro Oak, American Oak, Sapele, Ash, Walnut, Iroko = 760 kilograms (kgs) per cubic metre (m3)

c) Far Eastern Hardwood (Meranti), Tulipwood = 650 kilograms (kgs) per cubic metre (m3)

d) Western Red Cedar = 550\* kilograms (kgs) per cubic metre (m3)

\*touch dry weight

i.e. 100 metres 45 x 145mm p.a.r. Far Eastern =  $100 \times 0.045 \times 0.145 \times 650 = 424$  kilograms (kgs)

i.e. 30 metres 2" (52mm) x 6" (152mm) sawn Sapele =  $30 \times 0.052 \times 0.152 \times 760 = 180$  kilograms (kgs)

i.e. 25 metres 21 x 145mm smooth 2 sides Ipe =  $25 \times 0.021 \times 0.145 \times 1000 = 76$  kilograms (kgs)



**11. Screw Calculator (for Hardwood Decking screwing through face)**

Volume metres (mtrs) / joist centre x 2 = number of screws

Standard joist centres 450mm (about 18")

i.e. 100 metres of decking would be 100 / 0.450 x 2 = 445 screws

**12. Extreme Clips (for Ipe Hardwood Decking)**

Coverage per box as follows;-

- 145mm wide board 450mm centres = 11m<sup>2</sup>
- 145mm wide board 400mm centres = 9.75m<sup>2</sup>
- 90mm wide board 450mm centres = 7m<sup>2</sup>
- 90mm wide board 400mm centres = 6.25m<sup>2</sup>

**13. Fencing Guide**

we recommend 1.5metre centres on the posts

